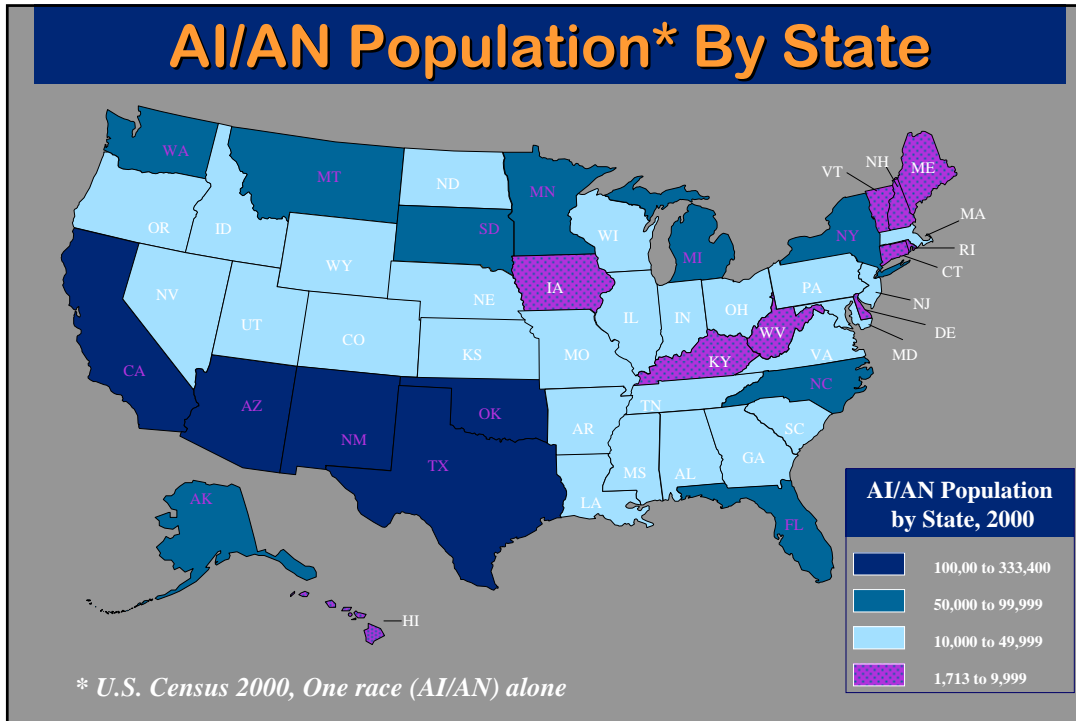


American Indians and Alaska Natives (AIs/ANs)

- There are more than 565 federally recognized Tribes in the U.S. in 35 states
- 4.2 million AIs and ANs
- 1.5 million served by the Indian Health Service (IHS)
 - 44,000 (3.7%) >70 years of age
 - 418,000 (35%) <15 years of age





Disparities in Health of AIs/ANs

- 32% of AIs/ANs fall below poverty standard
- Unemployment is more than 2.5 times the U.S. rate
- Many live in remote places in the U.S.



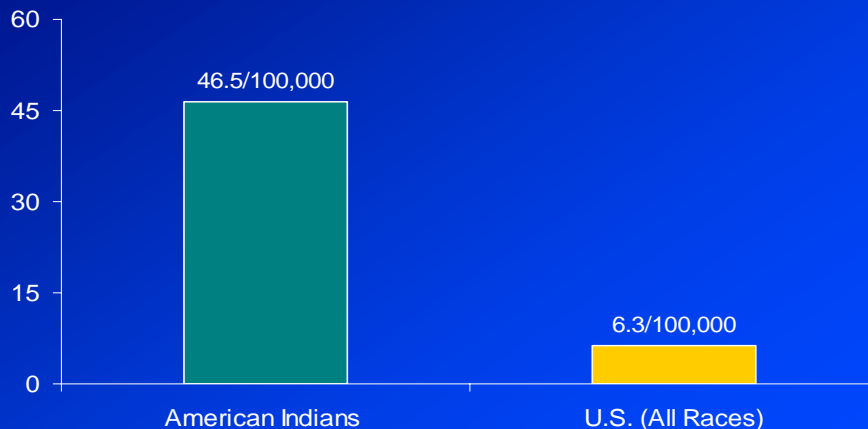
Disparities in Mortality Rates in AIs/ANs

Comparison to the U.S. general population rates:

- Liver/Cirrhosis.....4.9 times higher
- Tuberculosis.....5 times higher
- Diabetes.....3.9 times higher
- MVC.....3.4 times higher
- Unintentional Injuries.....2.8 times higher

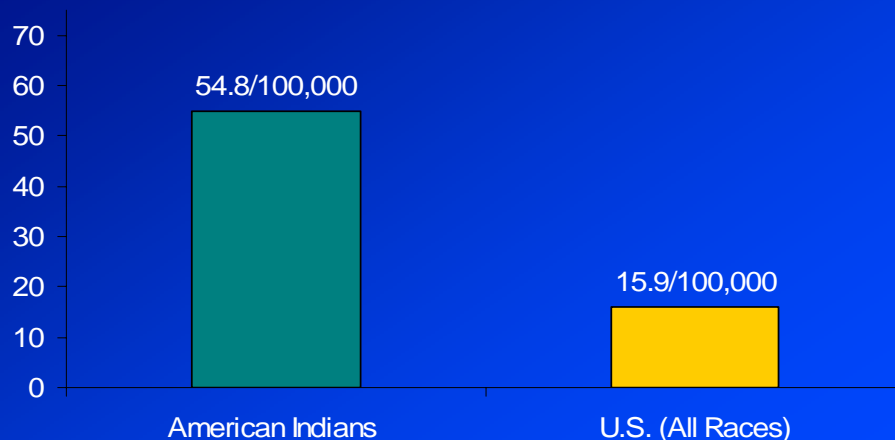
Source: Indian Health Service, Trends in Indian Health 2000-2001.

Age-adjusted Alcohol Related Mortality Rate in AI/AN Population, 1996-1998



Source: Indian Health Service, Trends in Indian Health 2000-2001.

Age-adjusted Mortality Rate Due to MVCs in AI/AN Population, 1996-1998



Source: Indian Health Service, Trends in Indian Health 2000-2001.

Cancer by Rank Order 1997-2001

- Breast
- Uterus/Cervix
- Skin
- Colorectal
- Lung
- Kidney
- Stomach

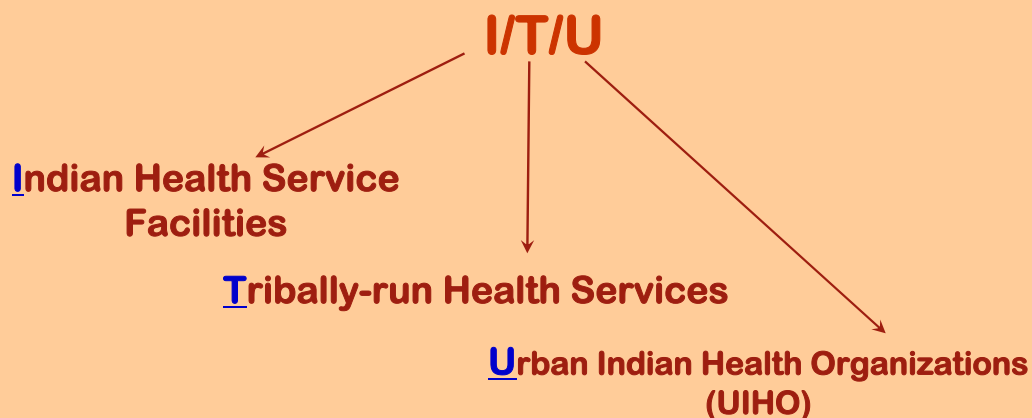


Source: Indian Health Service, Phoenix Indian Medical Center, Phoenix, Arizona.

Unique Health Care Entitlement

- Federally recognized AI/AN Tribes have unique entitlement to health care and public health services from the U.S. Government
- Supreme Court, treaties, legislation, & Executive Orders
- Since 1955, the Indian Health Service (IHS) has been responsible for fulfilling this Federal trust responsibility

Direct Care and Contract Health Services



Indian Health Care Delivery System

■ System includes two components:

- Direct Care: 650+ hospitals, health centers, school health centers, health stations, health clinics
- Referral Care: Provision of additional care through outside providers

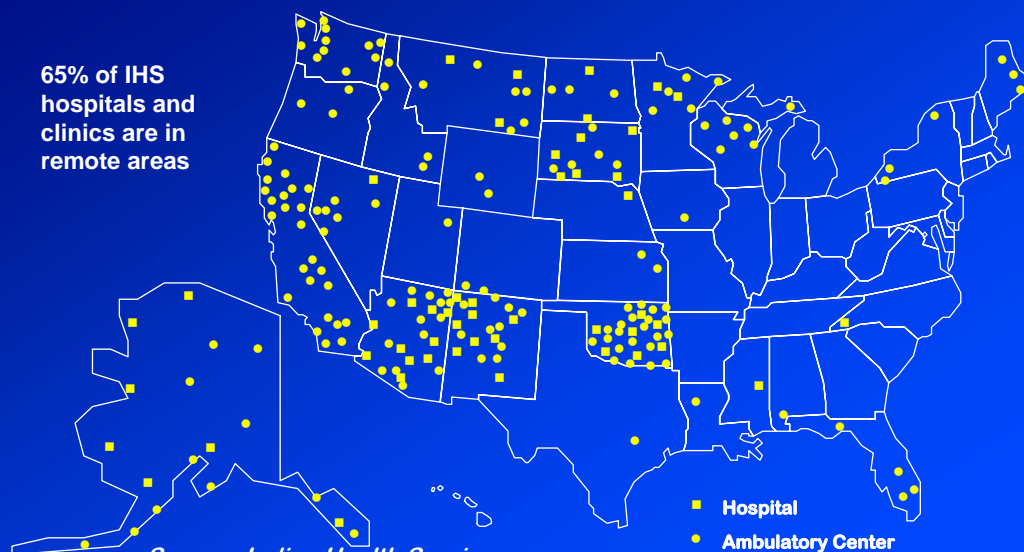
■ In 2007:

- ~59K Inpatient Admissions
- ~10 million Outpatient Visits
- ~3 million Dental Visits

Source: Indian Health Service

Predominantly Rural Primary Care System with Some Urban Locations

65% of IHS hospitals and clinics are in remote areas



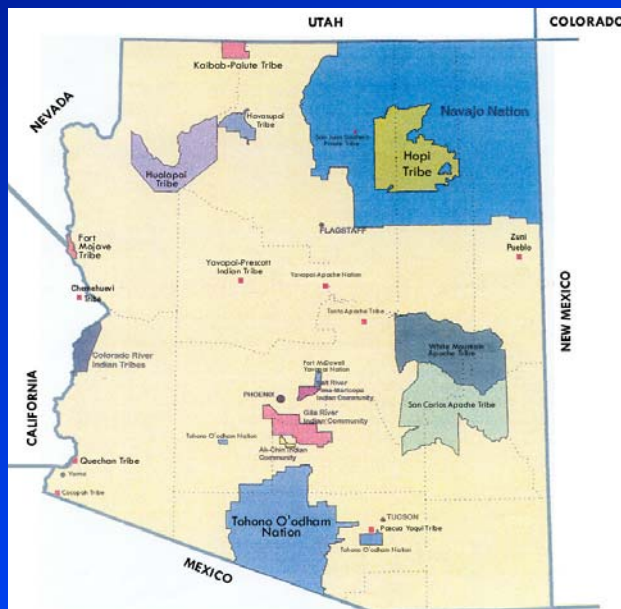
Tribes in the USA and Southwest

- 22 in Arizona
- 26 in Nevada
- 5-6 in Utah



Tribal Governments in Arizona

- Tribal sovereign lands comprise approx. 27% of AZ's land base
- American Indians constitute over 5% of the total state population



Remoteness, Geographic and other Challenges that Tribes Encounter in Arizona...

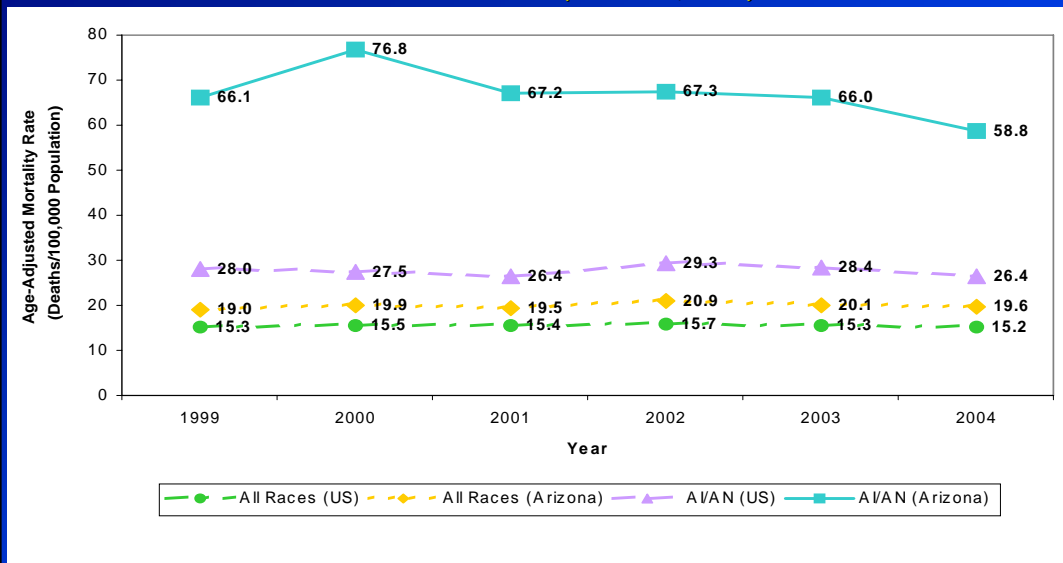
Source: ITCA, Inc.



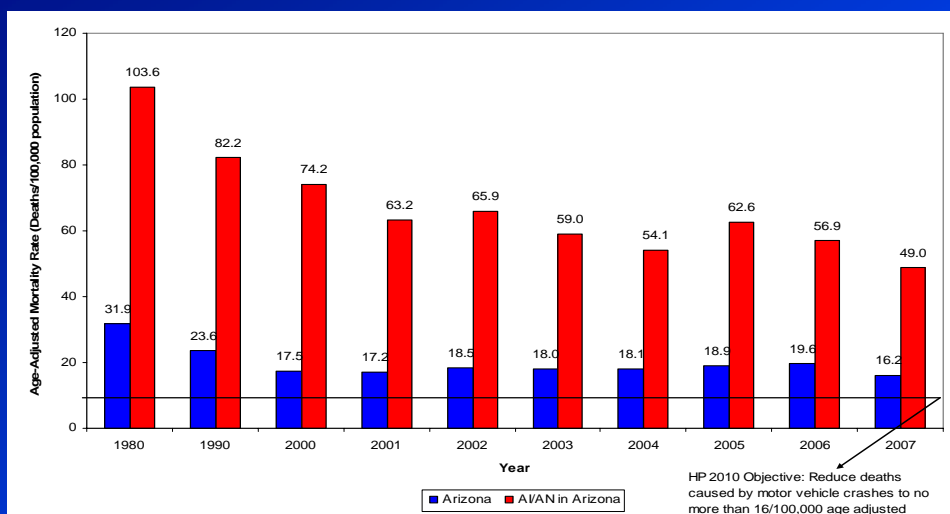
Cocopah Tribe



Motor Vehicle Crash Mortality Rates for AIs/ANs and All Races in the United States and Arizona, 1999-2004. (Ref: CDC, 2005)



Motor Vehicle Crash Mortality Rates for AIs/ANs and all Others in AZ 1980, 1990, 2000-2007



Source: Bureau of Public Health Statistics, Arizona Department of Health Services. Arizona Health Status and Vital Statistics Report, 2007.

Overall MVC Impact on Tribes

- Creates public health, social and economic development losses
- Disproportionately impacts low income members who face costs and loss of income lead families into long-term poverty
- Challenges the tribal governments to develop and invest in institutional structures:
 - Public health safety prevention programs
 - Transportation infrastructure
 - Data management system



Tribal Motor Vehicle Crash Injury Prevention Project (TMVCIPP): 5 Project Goals

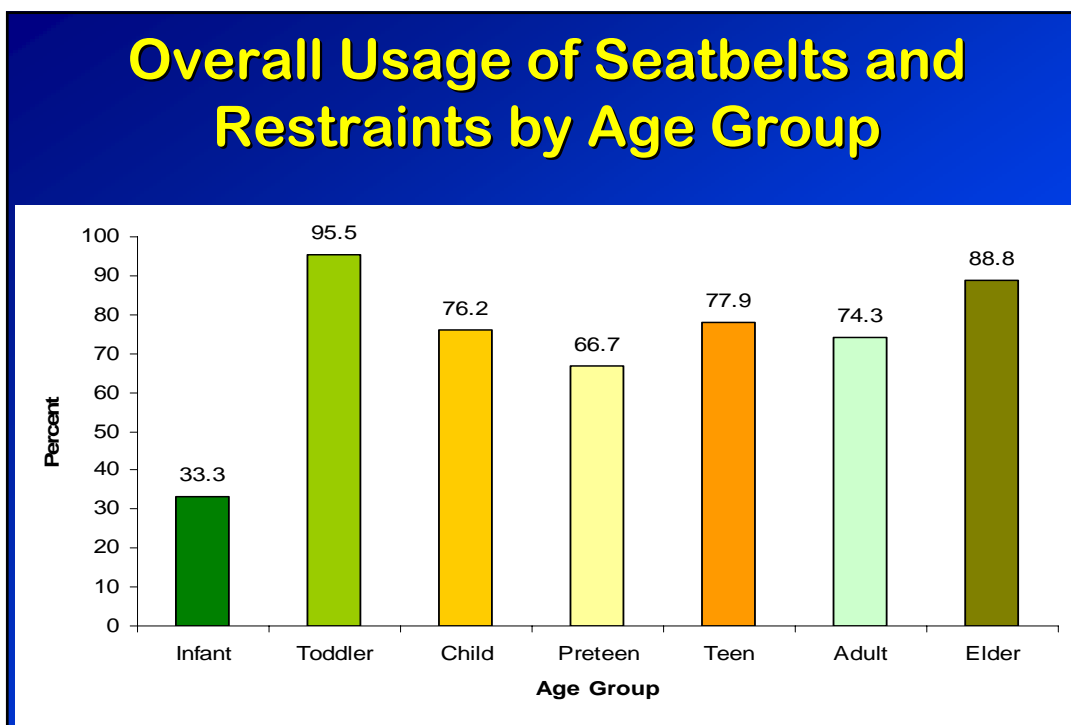
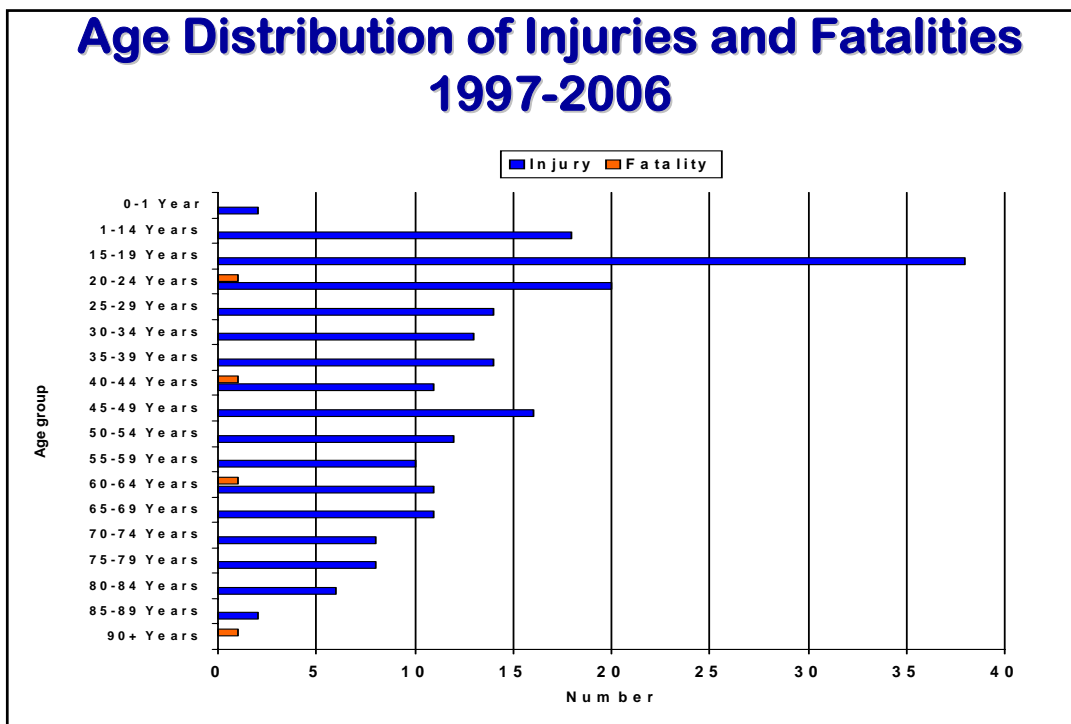
- Examine existing MVC injury data sources and injury surveillance systems
- Enhance existing MVC injury surveillance systems
- Utilize evidence based prevention strategies
- Strengthen tribal policies
- Promote health career pathways

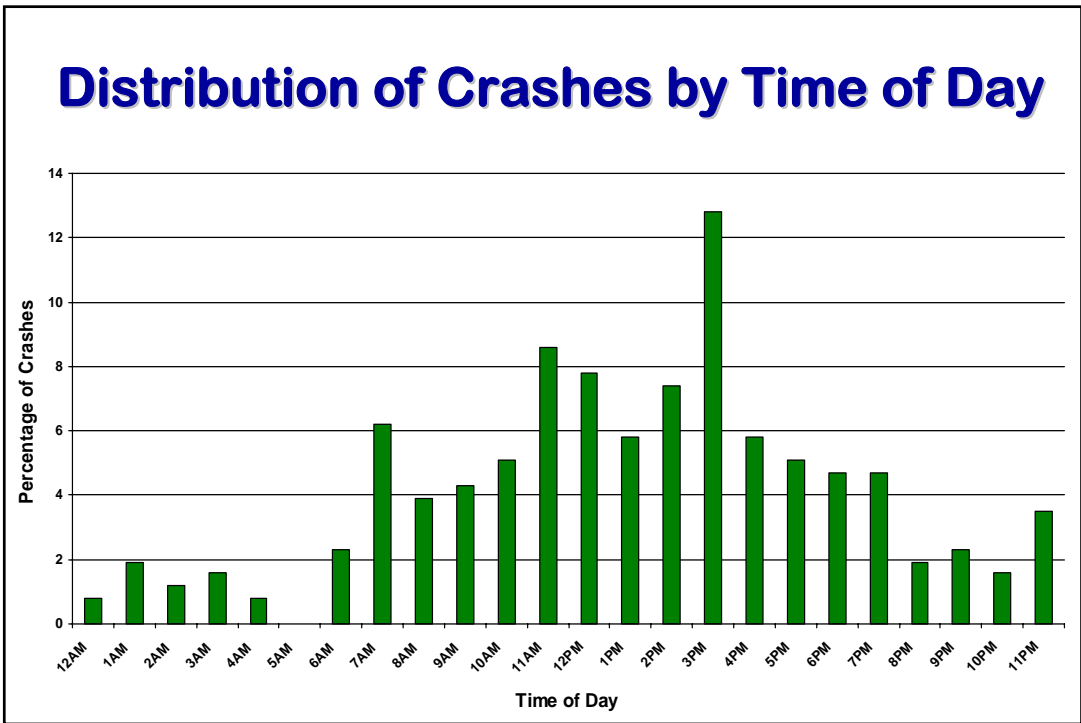
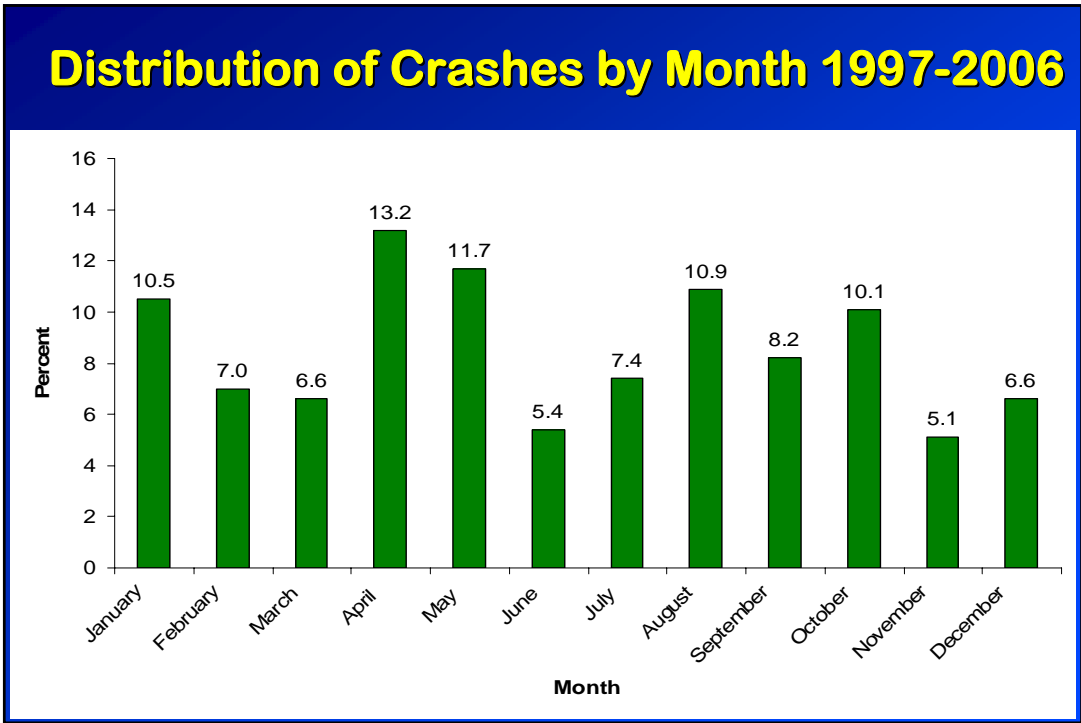


Sample Crash Data Analysis

Data Source: Tribal







Contact:

Dr. Zeenat Mahal
Epidemiology Center Director
Inter Tribal Council of Arizona Inc.
602.258.4822
Email: zeenat.mahal@itcaonline.com

